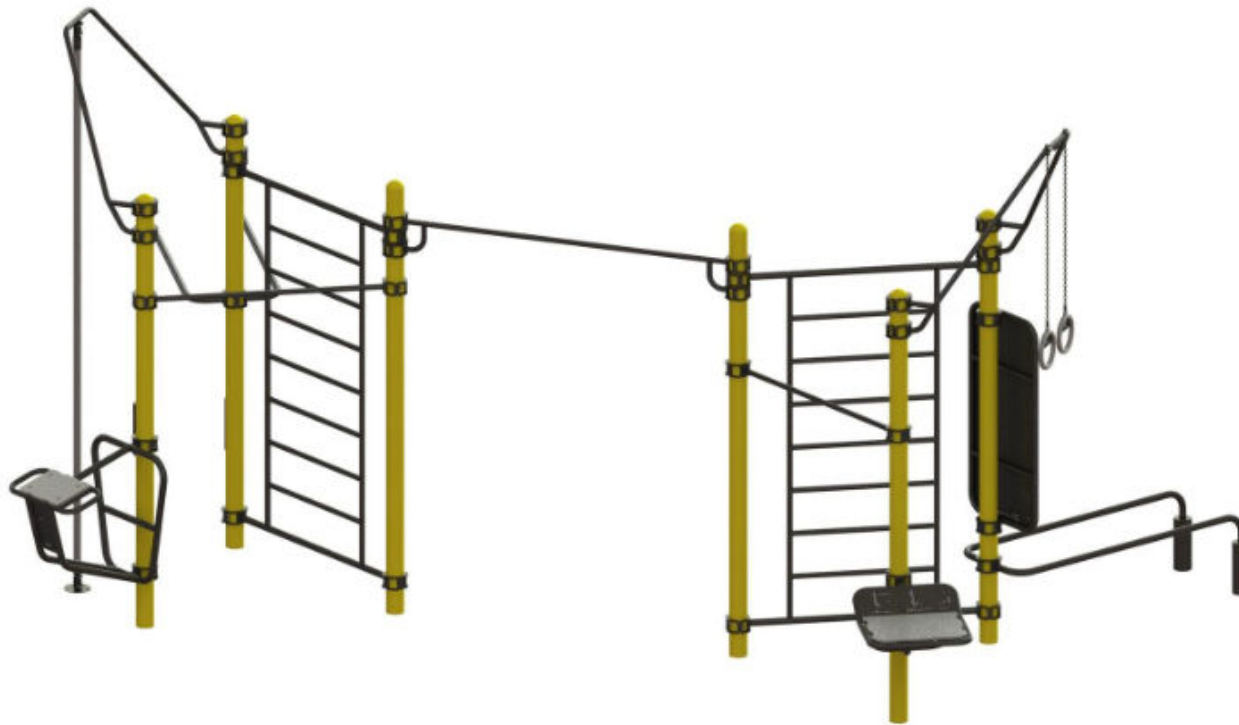


Specificatie Calisthenics outdoor training station

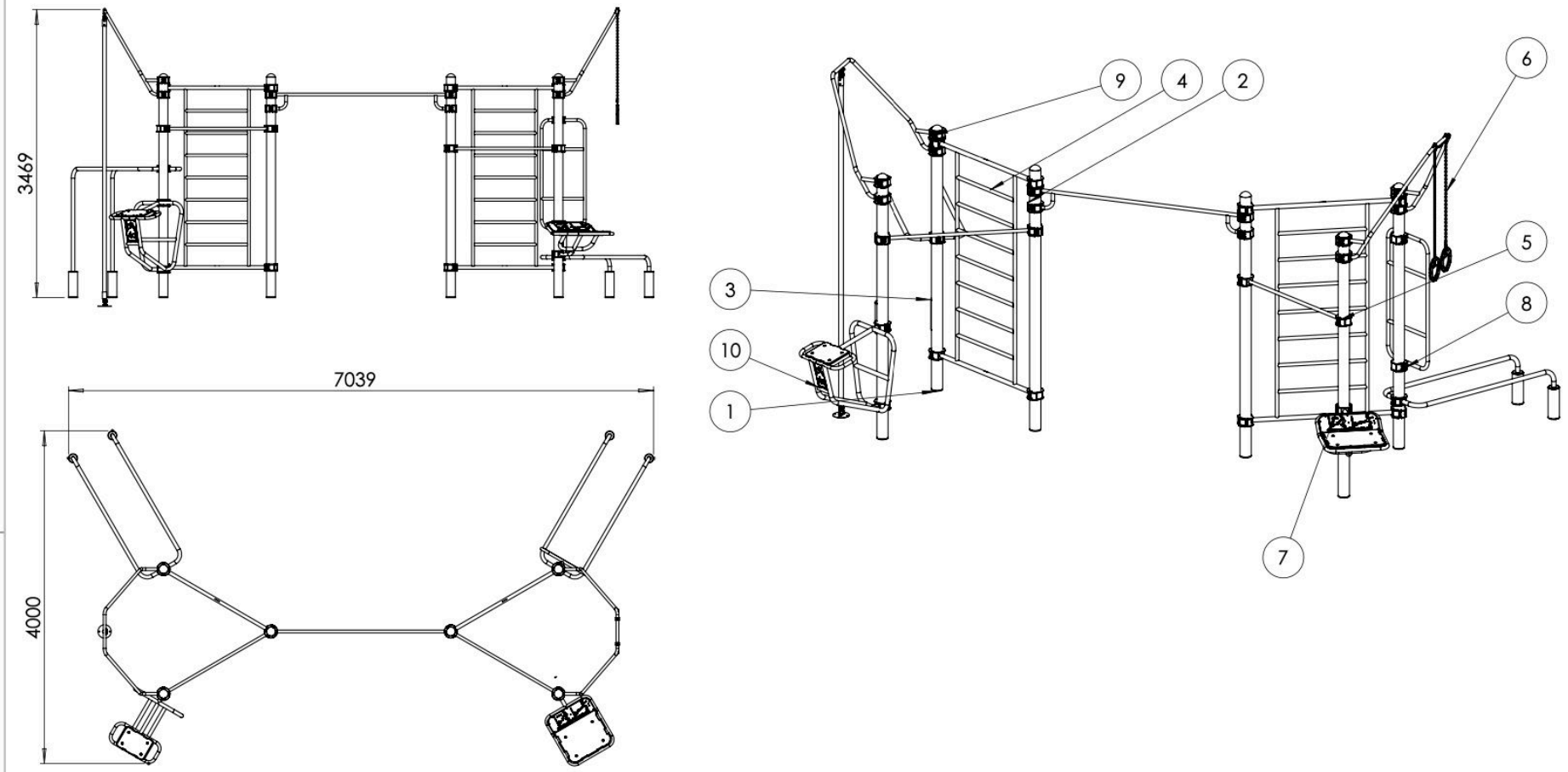
SKU: TS-30-03840-E-0012



Tamminga Sports | Verlaatweg 2 | 2642 AR. Pijnacker

T: 015 785 30 47 | E: sales@tammingasports.nl

BTW: NL002053800B96 | KvK: 27371496 | ABN AMRO: NL33 ABNA 055 35 83 719 | BIC: ABNANL2A



POS.	NUMBER	PCS	NAME
1	20-11120	6	Pillar 2500 mm
2	20-09550	1	Freestyle bar 2m
3	20-11131	1	Dip Bars 1350mm EN16630/ 1176
4	20-00943	2	Ladder EN 16630 / 1176
5	20-00314	2	Pull-up bar 1
6	20-10165	1	Chain Beam L=1500 mm
7	20-01201	1	Plyo Platfrom EN16630 / 1176
8	20-11130	1	Handstand bars with support
9	20-10166	1	Climbing rope
10	20-00525	1	Sit-up / Push-up / GHD EN-16630 / 1176

Table 4 — Examples of commonly used impact attenuating materials, depths and corresponding maximum free heights of fall

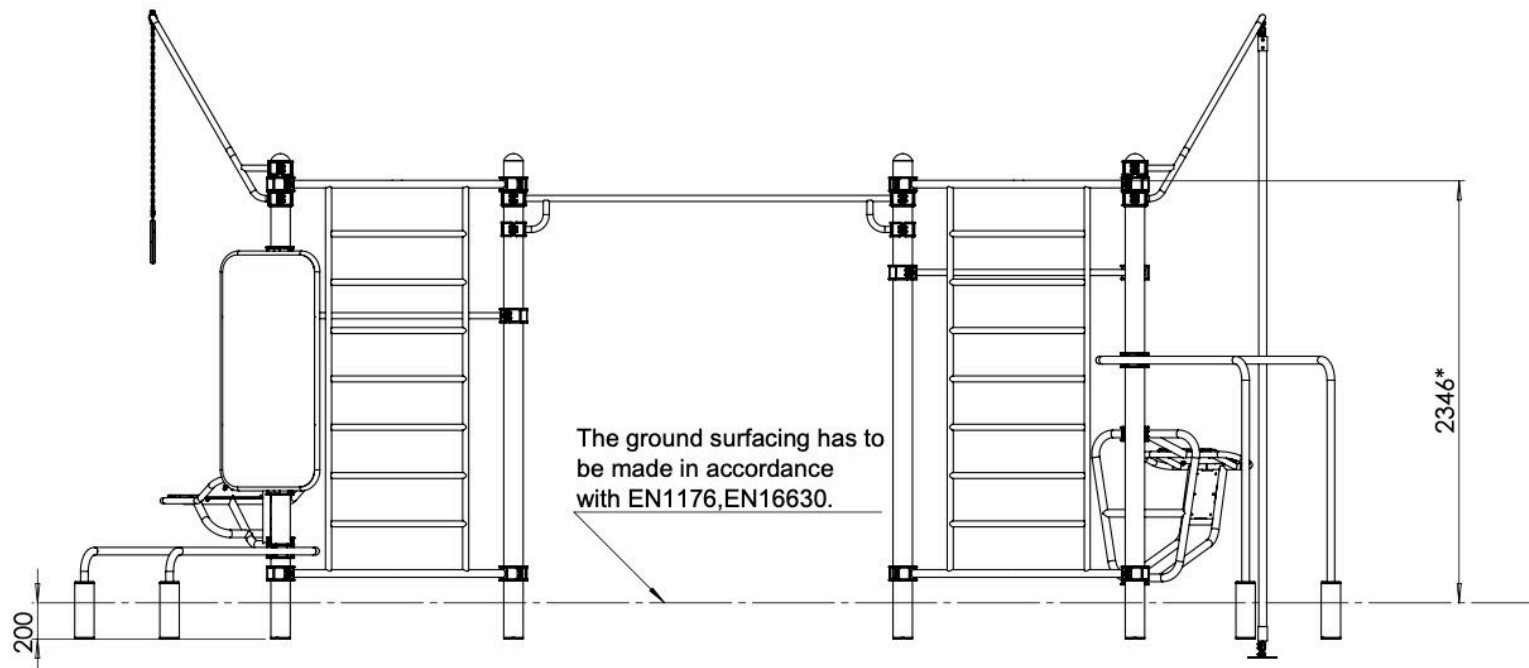
Material ^a	Description	Minimum depth ^b	Maximum free heights of fall
Where the installed surfacing is verified (e.g. sieve test) as being in accordance with this table or carries a test report according to EN 1177, no additional testing is required			
Turf/topsoil	—	—	≤ 1 000 ^d
Bark	20 to 80 particle size	200	≤ 2 000
		300	≤ 3 000
Woodchip	5 to 30 particle size	200	≤ 2 000
		300	≤ 3 000
Sand or gravel ^c	0,25 to 8 grain size	200	≤ 2 000
		300	≤ 3 000
Other materials and other depths	As tested according to EN 1177		Critical fall height as tested

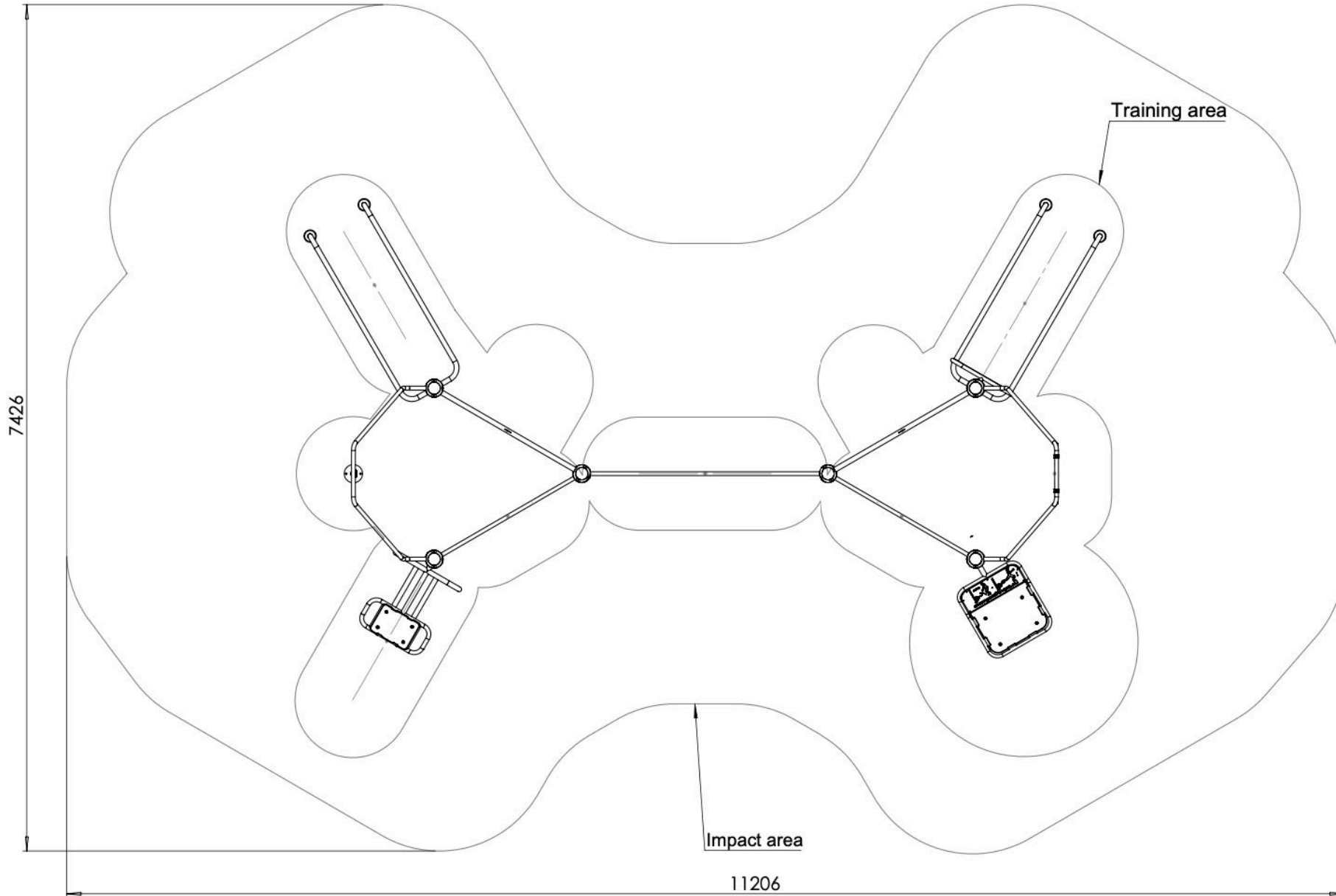
^a For further information on specific material properly prepared for use in children's playgrounds see CEN/TR 16590 (Collection of Rationales for EN 1176-1 requirements).

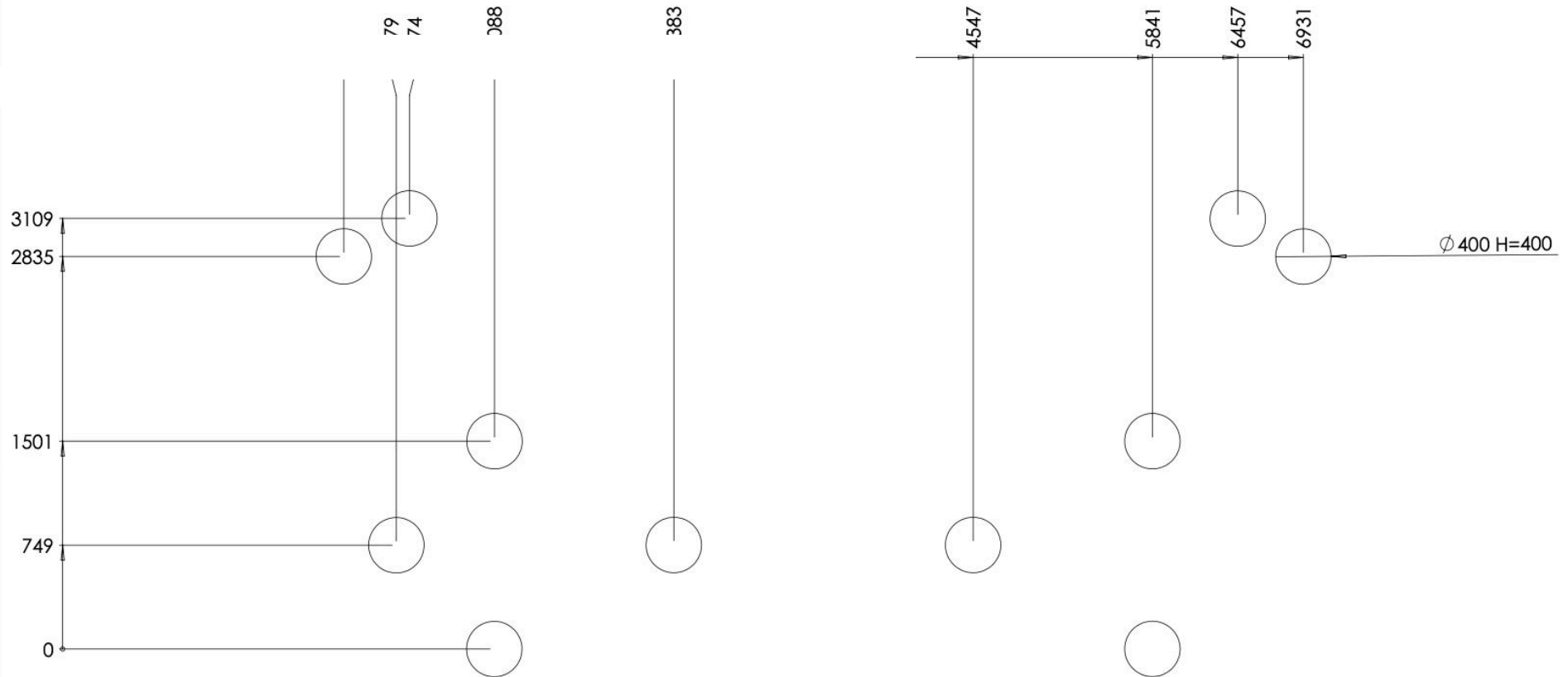
^b For loose particulate material, add 100 mm to the minimum depth to compensate for displacement (see 4.2.6.5.1).

^c Sand and gravel shall be well rounded and washed to eliminate most of the silt or clay particles. Washed sand or gravel is considered to be from alluvial (naturally eroded) deposits and free from most silt or clay particles. For gravel this may commonly be described as 'pea shingle'. Uniformity coefficient $D_{69}/D_{10} < 3,0$. Grain size can be identified by use of a sieve test, as in EN 933-1 (see Annex G).

^d See NOTE 2 in 4.2.8.5.2.







1. In loose fill surfacing (e.g.sand), foundations should be made in accordance with EN1176.(p. 4.2.14)
 2.Please refer to Instruction manual EL00-09550A01 for ground mounting instructions